

Please do not request edit access to this template

Refer to instructions on how to make a copy of the presentation template on the Appathon website: <https://appathon.appinventor.mit.edu/#:~:text=Presentation%20Information>

DESCUBRE CORIA

Luis Fernando Rodríguez Grande y Sebastián Baltasar Gragera Pérez



OVERVIEW

- **App Name:** Descubre Coria
- **App Description:** We can find the fauna, flora, typical foods, monuments and other information about Coria. The information is in Spanish, English and French through texts, audios and videos
- **Track:** Adult Team
- **Category:** Education and research



THEME

In 100 words or less, describe the problem that you chose to address, and why you were interested in solving it. Please note that this portion of your submission will be published if you are selected as a finalist or winner.


The application responds to the need to inform a public that visits and wants to know the city of Coria about the local fauna and flora, how its typical dishes are prepared, information on some of its monuments, history of its streets and relevant data on the local businesses

Being an application that has been used to learn programming and application development, we thought that the topic was very interesting and that it would motivate students a lot..



INSTRUCTIONS

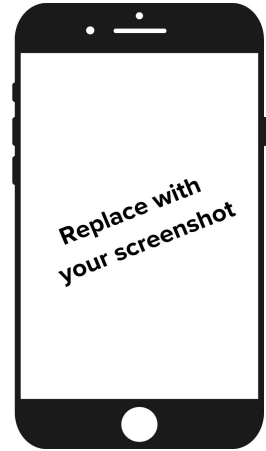
Please provide step-by-step instructions for using your app, along with high-quality screenshots of the app. Feel free to add as many slides as needed.



Step 1: (fill in description)




Step 2: (fill in description)



Step 3: (fill in description)




INSTRUCTIONS



Step 4: (fill in description)



Step 5: (fill in description)



Step 6: (fill in description)



LIMITATIONS

In 100 words or less, describe the limitations of your app and what people should carefully consider when using it.

(Fill in your answer here)



ACKNOWLEDGEMENTS

Please list the names of anyone who helped you with developing your app, and describe what type of help they provided.

- Person #1: (fill in how they helped you)
- Person #2: (fill in how they helped you)
- ...



APPENDIX

If you have any supplementary information you wish to include, feel free to add it to the Appendix. **This section is entirely optional.**

It is recommended to add materials to the Appendix if you submitted a hardware project (e.g. with schematics, flow diagrams) or if your project included significant programming components outside of the MIT App Inventor platform.

Please be aware that judges reserve the right to exercise their discretion in reviewing materials within the Appendix, and they may not review its entirety if they consider it excessively lengthy.

TITLE

Content...

